

TMS-C500 Ext

Cart Solution




Features

The ROEQ TMS-C500 Ext is a top module designed to be used with the ROEQ S-Cart500 series on the MiR250. This extended top module enables the MiR250 to safely handle long loads, and when combined with the S-Cart500 series can pick up, transport and drop off payloads of up to 500kg, effectively doubling the payload potential of the robot.

All ROEQ top modules come with the ROEQ Assist software tool which is fully compatible with MiR software. It reduces the integration time needed, assisting the setup of the system, and creating the right footprints for the robot to facilitate safe navigation. In addition, the tool builds standard missions to get you up and running faster with a more consistent setup.

- Easy access to emergency stop when transporting long loads – up to 120 cm (47.2")
- Doubles the payload potential of your MiR250 robot
- Pick up and drop off in free space
- Multiple carts can be used in the same setup – allowing for transportation of various kinds of goods
- Safety zones adjust automatically when the TMS-C500 Ext attaches to the ROEQ cart
- Includes safety configuration and ROEQ Assist software for easier and faster set up
- The S-Cart500 Ext has increased wheelbase for additional tilt stability
- Mounting holes on the S-Carts for attaching 3rd party equipment e.g. crates or shelves



Specifications

Robot compatibility:
MiR250

ROEQ product compatibility:
S-Cart500 series, S-Cart Rails

Payload:
TMS-C500 Ext with S-Cart500 series up to 500 kg/1102 lbs

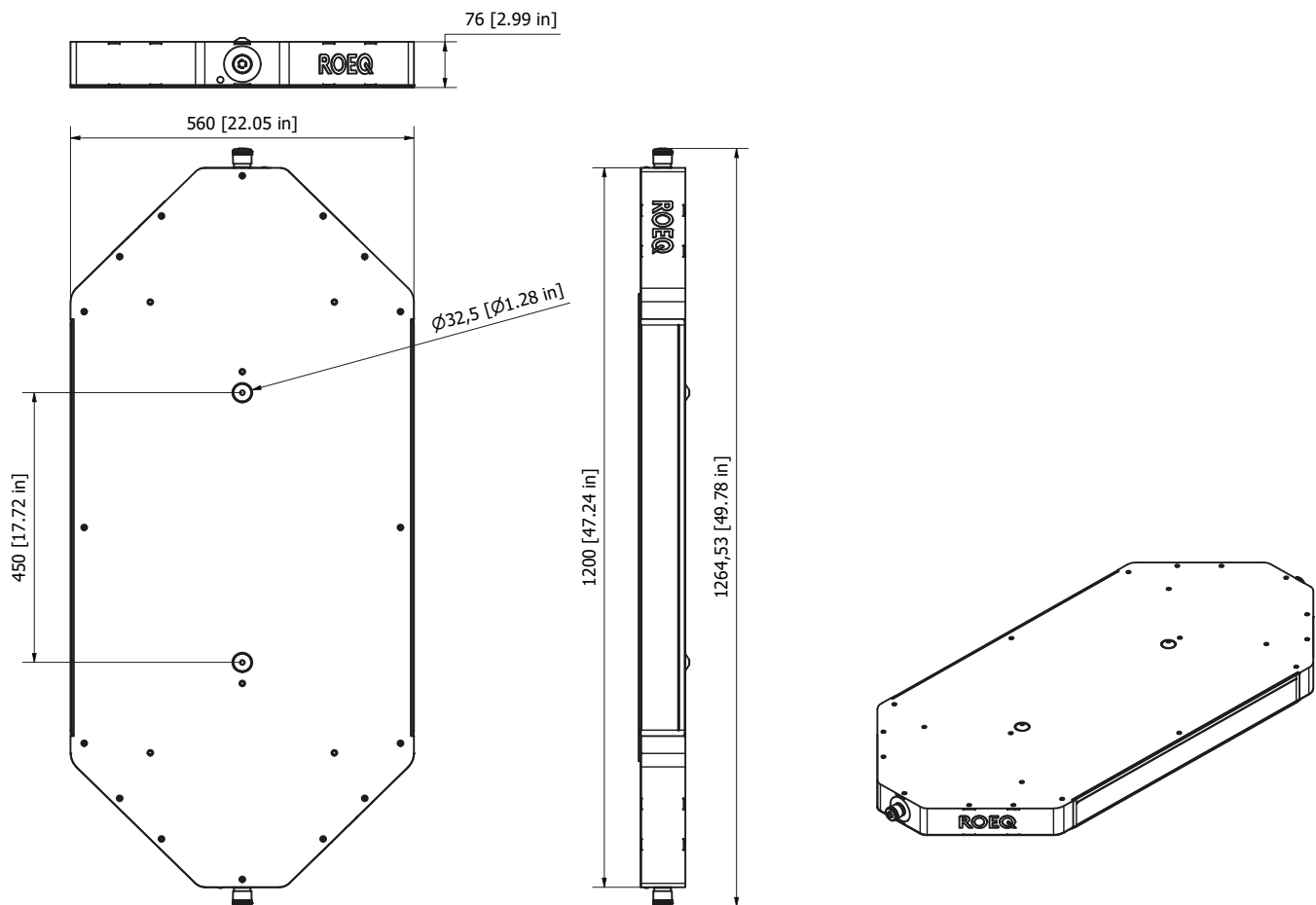
Size (L x W x H):
1200 x 560 x 76 mm / 47.2 x 22 x 3"





Weight:
109 kg/240 lbs

Use with the
ROEQ S-Cart500 Ext to
transport up to 500kg



ROEQ
ROBOTIC EQUIPMENT



Product no.	Product name	Description	
275a3000	TMS-C500 Ext	Extended top module for S-Cart500-series. Enables activation of emergency stop with cargo up to 1,2 m e.g. euro/US pallets on S-Cart Rails	
270a9505	S-Cart500 Ext	Cart for top module TMS-C500 Ext. Improved tilt stability for longer loads. Payload up to 500 kg	
270a9805	S-Cart500W	Cart for top module TMS-C500 Ext. Payload up to 500 kg	
272a9600	S-Cart Rails	Rails (2pcs.) for transporting euro/US pallets and other large goods. Works with the S-Cart 300/500 series and the S-Cart1500W. EU: 1200 x 800 mm/47.2 x 31.5" US: 1220 x 1010 mm/48 x 40"	

Visit roeq.dk for more information or to see films of products in action.

Contact your local ROEQ Partner for more guidance